

ALUVIDRIOS



Hiper Centro **Aluminio** SAS

PBX (7) 6522929



Sistemas de Aluminio con
Calidad de Vida

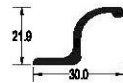
Línea
Tradicional

The logo consists of the word "Línea" in a blue, italicized sans-serif font, positioned above the word "Tradicional" in a larger, bold, blue, italicized sans-serif font. A large, stylized swoosh element is positioned behind the text, starting from the left, curving upwards and then downwards to the right. The swoosh has a color gradient from light blue at the top to a darker blue/purple at the bottom, and a subtle drop shadow effect.

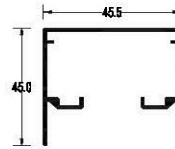
DIVISIÓN DE BAÑO



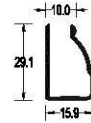
2288	Horizontal Interior División Baño Colgante	
PESO	PERÍMETRO	U.E.
0.175 Kg/m	107.77 mm	24




2307	Manija Sencilla Puerta	
PESO	PERÍMETRO	U.E.
0.300 Kg/m	92.80 mm	14



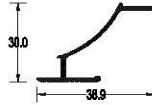
2408	Cabezal División Baño Colgante	
PESO	PERÍMETRO	U.E.
0.619 Kg/m	344.00 mm	10



2412	'U' de Baño	
PESO	PERÍMETRO	U.E.
0.223 Kg/m	147.06 mm	32



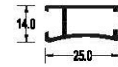
2414	Jamba División Baño	
PESO	PERÍMETRO	U.E.
0.198 Kg/m	140.80 mm	24



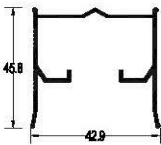
2478	Soporte Toallero División Baño Colgante	
PESO	PERÍMETRO	U.E.
0.220 Kg/m	148.00 mm	20



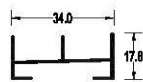
2479	Barra Toallero	
PESO	PERÍMETRO	U.E.
0.128 Kg/m	81.00 mm	40



2528	Vertical División Baño Colgante	
PESO	PERÍMETRO	U.E.
0.220 Kg/m	136.00 mm	24



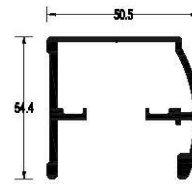
2814	Cabezal División de Baño Colgante	
PESO	PERÍMETRO	U.E.
0.504 Kg/m	349.60 mm	12



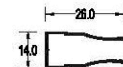
2815	Carrilera División de Baño Corrediza	
PESO	PERÍMETRO	U.E.
0.247 Kg/m	175.40 mm	20



2816	'U' Liviana División de baño	
PESO	PERÍMETRO	U.E.
0.186 Kg/m	132.70 mm	32

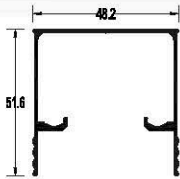


3151	Cabezal de Baño Vitral	
PESO	PERÍMETRO	U.E.
1.186 Kg/m	369.70 mm	4

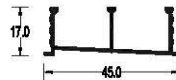


3775	'U' Liviana División de Baño	
PESO	PERÍMETRO	U.E.
0.164 Kg/m	136.22 mm	32

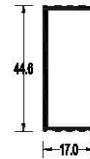
DIVISIÓN DE BAÑO



1623	Cabezal División Baño Colgante	
PESO	PERÍMETRO	U.E.
0.643 Kg/m	344.60 mm	8



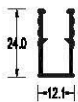
1624	Sillar División Baño Colgante	
PESO	PERÍMETRO	U.E.
0.334 Kg/m	192.10 mm	8



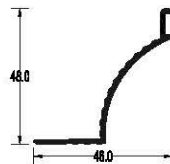
1625	Jamba División Baño Colgante	
PESO	PERÍMETRO	U.E.
0.286 Kg/m	155.00 mm	20



1626	Horizontal Superior División Baño Colgante	
PESO	PERÍMETRO	U.E.
0.360 Kg/m	197.60 mm	8



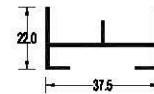
1627	Vertical de Nave División Baño Colgante	
PESO	PERÍMETRO	U.E.
0.216 Kg/m	124.90 mm	20



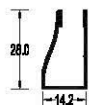
1629	Soporte Toallero División Baño Colgante	
PESO	PERÍMETRO	U.E.
0.371 Kg/m	166.80 mm	4



1630	Barra Toallero División Baño Colgante	
PESO	PERÍMETRO	U.E.
0.164 Kg/m	79.10 mm	12



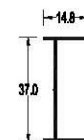
1830	Carrilera División Baño Corrediza	
PESO	PERÍMETRO	U.E.
0.274 Kg/m	203.10 mm	20



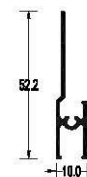
1831	'U' de Baño Cara Lisa Pesado	
PESO	PERÍMETRO	U.E.
0.190 Kg/m	143.40 mm	20



2283	Sillar División Baño Colgante	
PESO	PERÍMETRO	U.E.
0.258 Kg/m	173.00 mm	24

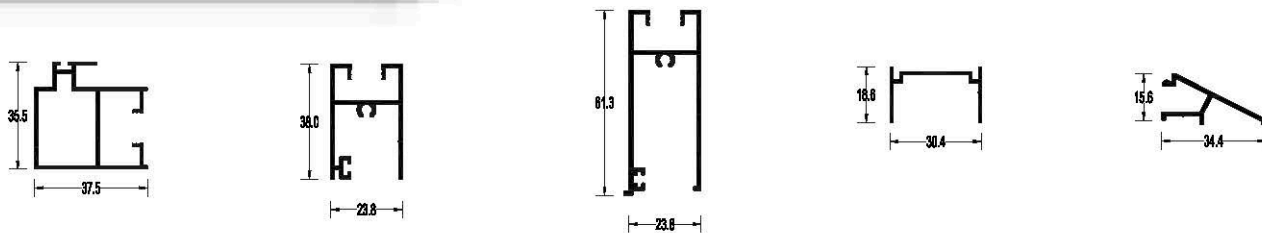


2285	Jamba División Baño Colgante	
PESO	PERÍMETRO	U.E.
0.181 Kg/m	130.00 mm	24



2287	Horizontal Superior División Baño Colgante	
PESO	PERÍMETRO	U.E.
0.270 Kg/m	171.00 mm	24

SISTEMA PUERTA 2025



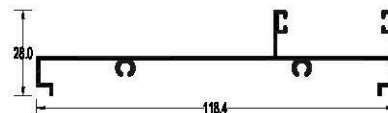
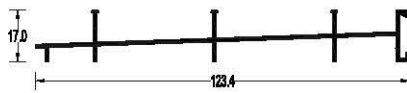
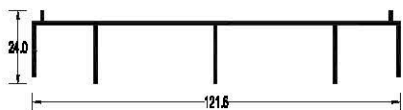
1873	Enganche Sistema P.C. 2025
PESO	PERIMETRO
0.552 Kg/m	240.70 mm
U.E.	10

1874	Horizontal Superior Sistema P.C. 2025
PESO	PERIMETRO
0.443 Kg/m	228.00 mm
U.E.	10

1875	Horizontal Inferior Sistema P.C. 2025
PESO	PERIMETRO
0.800 Kg/m	362.80 mm
U.E.	10

1876	Adaptador Sistema P.C. 2025
PESO	PERIMETRO
0.212 Kg/m	117.40 mm
U.E.	20

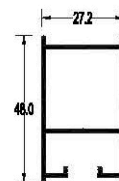
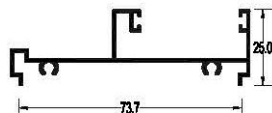
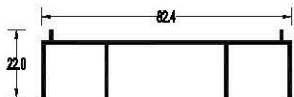
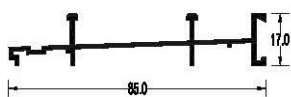
1877	Pisador Sistema P.C. 2025
PESO	PERIMETRO
0.234 Kg/m	131.90 mm
U.E.	15



3690	Cabazal Tres Rieles Sistema P.C. 2025
PESO	PERIMETRO
0.718 Kg/m	463.50 mm
U.E.	8

3691	Sillar Tres Rieles Sistema P.C. 2025
PESO	PERIMETRO
0.705 Kg/m	403.80 mm
U.E.	8

3692	Jamba Tres Rieles Sistema P.C. 2025
PESO	PERIMETRO
0.782 Kg/m	439.20 mm
U.E.	8

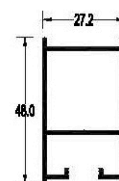
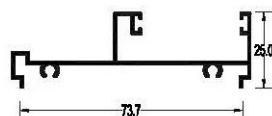
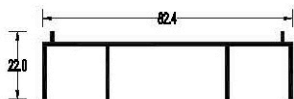
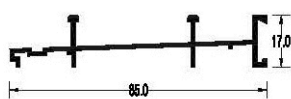


1869	Sillar Sistema P.C. 2025
PESO	PERIMETRO
0.581 Kg/m	307.20 mm
U.E.	10

1870	Cabazal Sistema P.C. 2025
PESO	PERIMETRO
0.550 Kg/m	330.40 mm
U.E.	10

1871	Jamba Sistema P.C. 2025
PESO	PERIMETRO
0.525 Kg/m	327.30 mm
U.E.	10

1872	Traslape Sistema P.C. 2025
PESO	PERIMETRO
0.531 Kg/m	227.40 mm
U.E.	10



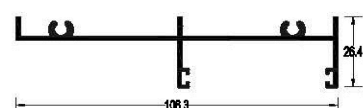

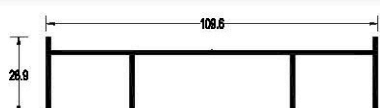
1869	Sillar Sistema P.C. 2025
PESO	PERIMETRO
0.581 Kg/m	307.20 mm
U.E.	10

1870	Cabazal Sistema P.C. 2025
PESO	PERIMETRO
0.550 Kg/m	330.40 mm
U.E.	10

1871	Jamba Sistema P.C. 2025
PESO	PERIMETRO
0.525 Kg/m	327.30 mm
U.E.	10

1872	Traslape Sistema P.C. 2025
PESO	PERIMETRO
0.531 Kg/m	227.40 mm
U.E.	10

SISTEMA PUERTA CORREDIZA 2038 PLUS



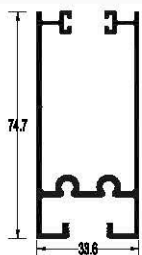
2989	Cabazal Sistema 2038 Plus
PESO	PERIMETRO
0.916 Kg/m	413.60 mm
U.E.	8

2990	Sillar Sistema 2038 Plus
PESO	PERIMETRO
1.001 Kg/m	340.94 mm
U.E.	8

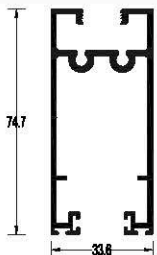
2991	Jamba Sistema 2038 Plus
PESO	PERIMETRO
0.907 Kg/m	400.6 mm
U.E.	6



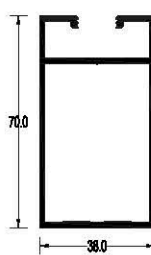
SISTEMA PUERTA CORREDIZA 2038 PLUS



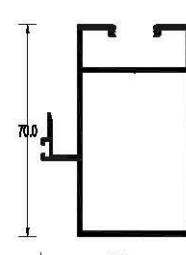
2992	Horizontal Superior Sistema 2038 Plus		
PESO	PERIMETRO	U.E.	
1.054 Kg/m	533.89 mm	5	



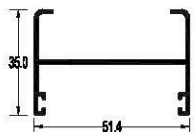
2993	Horizontal Inferior Puerta Corrediza Sistema 2038 Plus		
PESO	PERIMETRO	U.E.	
1.208 Kg/m	542.6mm	5	



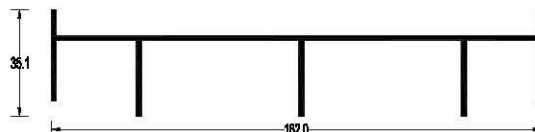
2994	Traslape Puerta Corrediza Sistema 2038 Plus		
PESO	PERIMETRO	U.E.	
1.159 Kg/m	472.20 mm	5	



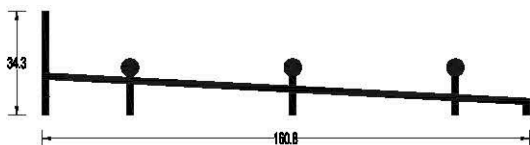
2995	Enganche Puerta Corrediza Sistema 2038 Plus		
PESO	PERIMETRO	U.E.	
1.285 Kg/m	532.80 mm	4	



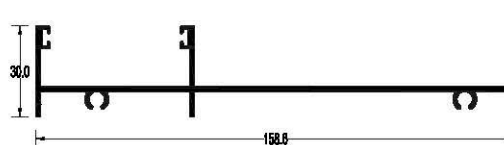
2996	Adaptador Sistema P. C. 2038 Plus		
PESO	PERIMETRO	U.E.	
0.521 Kg/m	289.00 mm	10	



3693	Cabezal Tres Rieles		
PESO	PERIMETRO	U.E.	
1.352 Kg/m	592.80 mm	4	

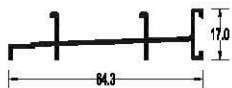


3694	Sillar Tres Rieles		
PESO	PERIMETRO	U.E.	
1.514 Kg/m	504.30 mm	4	

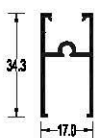


3695	Jamba Tres Rieles		
PESO	PERIMETRO	U.E.	
1.210 Kg/m	529.10 mm	4	

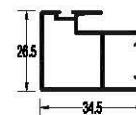
SISTEMA PUERTA CORREDIZA 2044



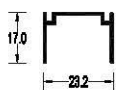
1996	Sillar Sistema P. C. 2044		
PESO	PERIMETRO	U.E.	
0.386 Kg/m	243.50 mm	14	



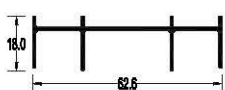
2889	Horizontal Superior Sistema P. C. 2044		
PESO	PERIMETRO	U.E.	
0.281 Kg/m	201.30 mm	14	



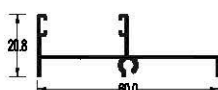
2890	Enganche Puerta Ventana Sistema P. C. 2044		
PESO	PERIMETRO	U.E.	
0.409 Kg/m	189.80 mm	14	



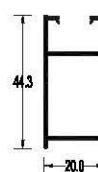
2003	Adaptador Sistema P. C. 2044		
PESO	PERIMETRO	U.E.	
0.164 Kg/m	122.70 mm	24	



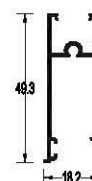
2891	Cabezal Puerta Ventana Sistema P. C. 2044		
PESO	PERIMETRO	U.E.	
0.369 Kg/m	253.8 mm	14	



2892	Jamba Puerta Ventana Sistema P. C. 2044		
PESO	PERIMETRO	U.E.	
0.345 Kg/m	243.80 mm	14	



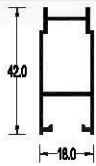
2893	Traslape Puerta Ventana Sistema P. C. 2044		
PESO	PERIMETRO	U.E.	
0.394 Kg/m	180.30 mm	14	



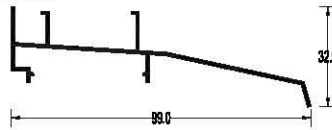
2894	Horizontal Inferior Sistema P. C. 2044		
PESO	PERIMETRO	U.E.	
0.378 Kg/m	271.90 mm	14	



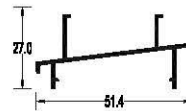
SISTEMA VENTANA 4020



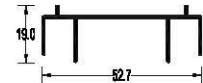
1862	Traslape Cerradura Sistema V. C. 4020		
PESO	PERIMETRO	U.E.	
0.368 Kg/m	167.10 mm	12	



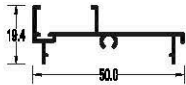
2413	Sillar Alfajia Sistema V. C. 4020		
PESO	PERIMETRO	U.E.	
0.517 Kg/m	349.80 mm	10	



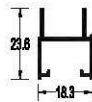
2829	Sillar Liviano Sistema V. C. 4020		
PESO	PERIMETRO	U.E.	
0.337 Kg/m	247.00 mm	16	



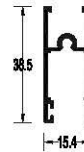
2830	Cabezal Liviano Sistema V. C. 4020		
PESO	PERIMETRO	U.E.	
0.318 Kg/m	226 mm	16	



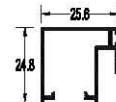
2831	Jamba Liviana Sistema V. C. 4020		
PESO	PERIMETRO	U.E.	
0.297 Kg/m	231.00 mm	16	



2832	Traslape Liviano Sistema V. C. 4020		
PESO	PERIMETRO	U.E.	
0.196 Kg/m	147.00 mm	32	

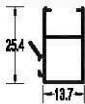


2833	Horizontal Liviano Sistema V. C. 4020		
PESO	PERIMETRO	U.E.	
0.311 Kg/m	224.11 mm	16	

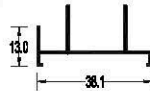


2834	Enganche Liviano Sistema V. C. 4020		
PESO	PERIMETRO	U.E.	
0.268 Kg/m	201.30 mm	16	

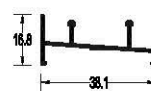
SISTEMA VENTANA 4025



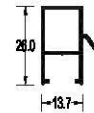
2609	Horizontal Nave Fija VC 4025		
PESO	PERIMETRO	U.E.	
0.235 Kg/m	173.40 mm	20	




2611	Cabezal Doble VC 4025		
PESO	PERIMETRO	U.E.	
0.267 Kg/m	173.50 mm	24	



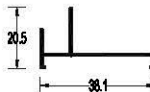
2612	Sillar Doble VC 4025		
PESO	PERIMETRO	U.E.	
0.261 Kg/m	164.00 mm	24	



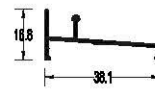
2626	Enganche VC 4025		
PESO	PERIMETRO	U.E.	
0.251 Kg/m	128.00 mm	24	



2797	Sillar Alfajia VC 4025		
PESO	PERIMETRO	U.E.	
0.450 Kg/m	273.90 mm	12	



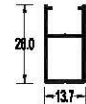
3349	Cabezal VC 4025		
PESO	PERIMETRO	U.E.	
0.193 Kg/m	143.80 mm	24	



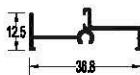
3350	Sillar VC 4025		
PESO	PERIMETRO	U.E.	
0.222 Kg/m	136.40 mm	24	



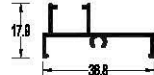
3351	Horizontal Nave Fija VC 4025		
PESO	PERIMETRO	U.E.	
0.141 Kg/m	102.90 mm	24	



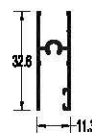
3352	Traslape VC 4025		
PESO	PERIMETRO	U.E.	
0.213 Kg/m	104.60 mm	24	



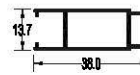
3353	Jamba Nave Móvil VC 4025		
PESO	PERIMETRO	U.E.	
0.203 Kg/m	147.80 mm	24	



3354	Jamba Nave Fija VC 4025		
PESO	PERIMETRO	U.E.	
0.226 Kg/m	165.30 mm	24	



3355	Horizontal Nave Móvil VC 4025		
PESO	PERIMETRO	U.E.	
0.231 Kg/m	173.70 mm	24	

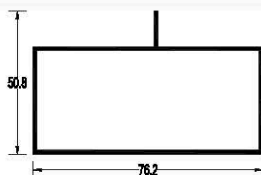


3699	Traslape Reforzado		
PESO	PERIMETRO	U.E.	
0.303 Kg/m	139.70 mm	16	

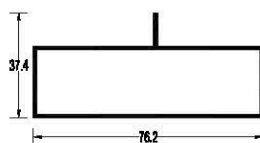


3700	Enganche Reforzado		
PESO	PERIMETRO	U.E.	
0.311 Kg/m	64.00 mm	16	

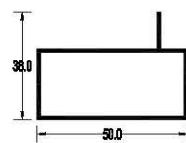
TUBULARES CON UNA ALETA



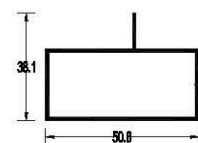
2085	Tubular Sistema 3 x 1 1/2" 1 Aleta		
PESO	PERIMETRO	U.E.	
0.026 Kg/m	279.00 mm	6	



2900	Tubular Sistema 3 x 1" 1 Aleta		
PESO	PERIMETRO	U.E.	
0.856 Kg/m	227.20 mm	5	



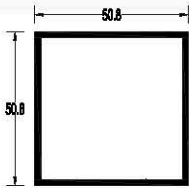
2667	Tubular Sistema 2 x 1" 1 Aleta Desplazada		
PESO	PERIMETRO	U.E.	
0.515 Kg/m	176.00 mm	8	



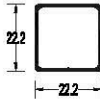
2903	Tubular Sistema 2 x 1" 1 Aleta		
PESO	PERIMETRO	U.E.	
0.479 Kg/m	177.80 mm	8	



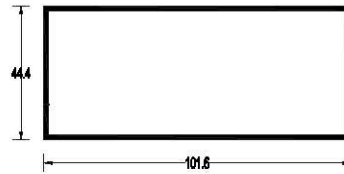
TUBULARES



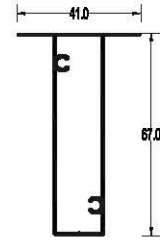
1015	Tubular 2" 2.00 mm	
PESO	PERÍMETRO	U.E.
1.058 Kg/m	223.50 mm	6



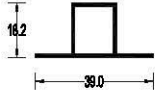
1466	Tubular de 7/8" x 7/8" Borde R"	
PESO	PERÍMETRO	U.E.
0.231 Kg/m	88.00 mm	20



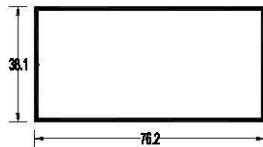
1507	Tubular Liso Sistema 4"X1 3/4"	
PESO	PERÍMETRO	U.E.
1.276 Kg/m	292.00 mm	4



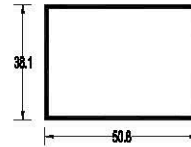
1621	Divisor 41x 67 Ventana Fija	
PESO	PERÍMETRO	U.E.
0.876 Kg/m	214.50 mm	6



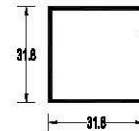
1716	Tubular 2 Aletas 3/4"X3/4"	
PESO	PERÍMETRO	U.E.
0.278 Kg/m	125.80 mm	16



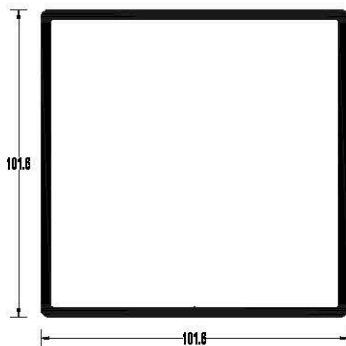
1762	Tubular de 3 x 1 1/2 Liso	
PESO	PERÍMETRO	U.E.
0.787 Kg/m	228.60 mm	6



1853	Tubular 2" x 1 1/2"	
PESO	PERÍMETRO	U.E.
0.585 Kg/m	177.80 mm	8



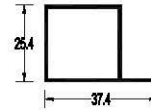
1854	Tubular 1 1/4" x 1 1/4"	
PESO	PERÍMETRO	U.E.
0.366 Kg/m	127.00 mm	15



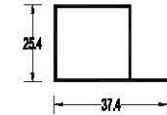
1902	Tubular 4 x 4 x 3.2 mm	
PESO	PERÍMETRO	U.E.
3.395 Kg/m	401.00 mm	2



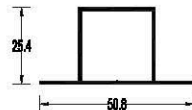
1981	Tubular de 17 mm x 17 mm	
PESO	PERÍMETRO	U.E.
0.162 Kg/m	69.10 mm	30



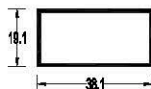
2037	Tubular de 1" x 1" Con Aleta	
PESO	PERÍMETRO	U.E.
0.297 Kg/m	125.60 mm	20



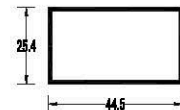
3773	Tubular de 1" x 1" con Aleta	
PESO	PERÍMETRO	U.E.
0.268 Kg/m	125.60 mm	20



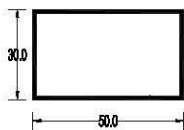
2087	Tubular 1" x 1" Con Doble Aleta	
PESO	PERÍMETRO	U.E.
0.350 Kg/m	167.80 mm	16



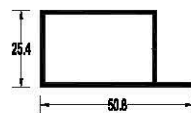
2289	Tubular de 1 1/2 x 3/4"	
PESO	PERÍMETRO	U.E.
0.342 Kg/m	114.30 mm	18



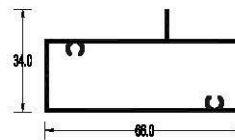
2290	Tubular de 1 3/4 X 1"	
PESO	PERÍMETRO	U.E.
0.439 Kg/m	153.00 mm	12



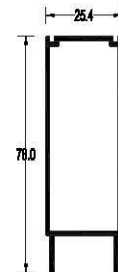
2388	Tubular de 2 x 3 1/8"	
PESO	PERÍMETRO	U.E.
0.547 Kg/m	309.00 mm	10



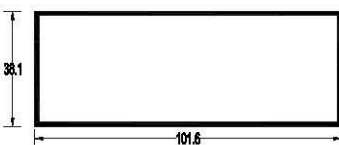
2470	Tubular con Aleta de 50.8 x 25.4	
PESO	PERÍMETRO	U.E.
0.510 Kg/m	167.00 mm	12



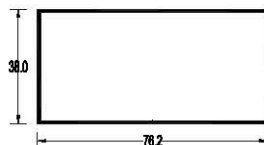
2471	Tubular con Aleta Desc. de 68 x 34	
PESO	PERÍMETRO	U.E.
0.687 Kg/m	200.00 mm	5



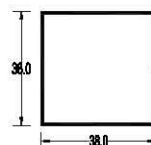
2536	Puerta Entamborada Tubular	
PESO	PERÍMETRO	U.E.
0.894 Kg/m	235.90 mm	8



2601	Tubular Liso 4" x 1 1/2"	
PESO	PERÍMETRO	U.E.
1.111 Kg/m	307.00 mm	4



2837	Tubular 3 x 1 1/2" Liso	
PESO	PERÍMETRO	U.E.
0.677 Kg/m	228.40 mm	6



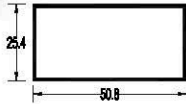
2836	Tubular de 1 1/2 x 1 1/2"	
PESO	PERÍMETRO	U.E.
0.421 Kg/m	162.00 mm	12



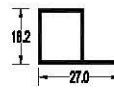
TUBULARES



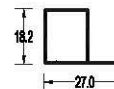
2856	Tubular de 3/4 x 1/4 Liso	
PESO	PERÍMETRO	U.E.
0.195 Kg/m	76.00 mm	30



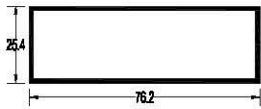
2857	Tubular Liso Sistema 2' x 1'	
PESO	PERÍMETRO	U.E.
0.441 Kg/m	152.40 mm	12



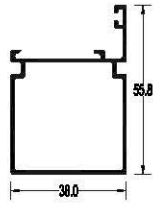
2895	Tubular 5/8' Con Aleta	
PESO	PERÍMETRO	U.E.
0.210 Kg/m	89.54 mm	24



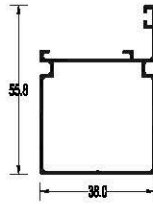
3778	Tubular 5/8' con Aleta	
PESO	PERÍMETRO	U.E.
0.182 Kg/m	89.54 mm	24



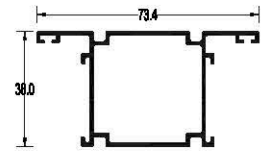
2901	Tubular 3' x 1' Liso	
PESO	PERÍMETRO	U.E.
0.818 Kg/m	203.20 mm	8



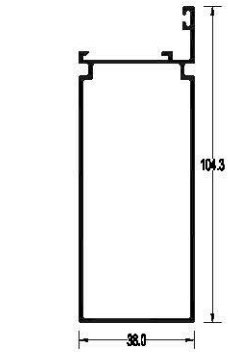
2965	Tubular de 1 1/2' con Adaptador	
PESO	PERÍMETRO	U.E.
0.589 Kg/m	373.20 mm	8



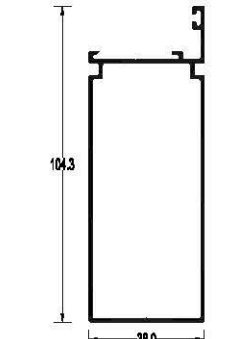
3784	Tubular de 1 1/2' con Adaptador	
PESO	PERÍMETRO	U.E.
0.545 Kg/m	232.51 mm	8



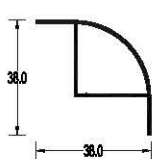
3286	Tubular 1 1/2' x 1 1/2' Doble Adaptador	
PESO	PERÍMETRO	U.E.
0.721 Kg/m	312.30 mm	8



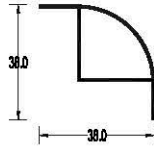
2964	Tubular 3 x 1 1/2' Con Adaptador	
PESO	PERÍMETRO	U.E.
0.882 Kg/m	327.70 mm	6



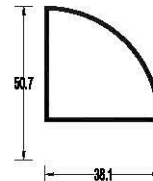
3783	Tubular 3' x 1 1/2' con Adaptador	
PESO	PERÍMETRO	U.E.
0.856 Kg/m	327.87 mm	6



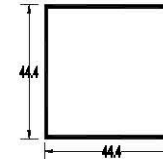
3168	1/4 de Circulo 1' 2 Aletas	
PESO	PERÍMETRO	U.E.
0.344 Kg/m	223.20 mm	20



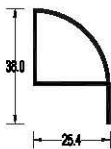
3787	Tubular de 1 1/2' con Adaptador	
PESO	PERÍMETRO	U.E.
0.304 Kg/m	141.10 mm	20



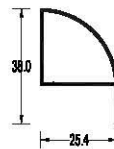
3170	1/4 de Circulo 1 1/2 1 Aleta	
PESO	PERÍMETRO	U.E.
0.447 Kg/m	288.70 mm	12



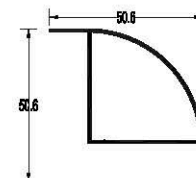
2968	Tubular de 1 3/4 x 1 3/4	
PESO	PERÍMETRO	U.E.
0.562 Kg/m	0.562 mm	9



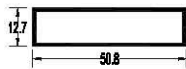
3169	1/4 de Circulo 1' 1 Aleta	
PESO	PERÍMETRO	U.E.
0.307 Kg/m	198.0 mm	20



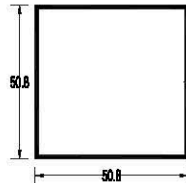
3786	1/4 de Circulo con Una Aleta	
PESO	PERÍMETRO	U.E.
0.270 Kg/m	115.15 mm	20



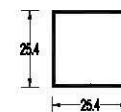
3171	1/4 de Circulo 1 1/2 2 Aletas	
PESO	PERÍMETRO	U.E.
0.484 Kg/m	313.10 mm	12



3307	Tubular de 2' x 1/2	
PESO	PERÍMETRO	U.E.
0.413 Kg/m	127.00 mm	12

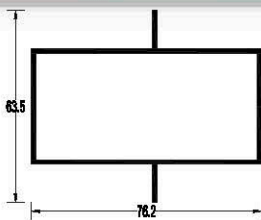


3343	Tubular 2' x 2'	
PESO	PERÍMETRO	U.E.
0.645 Kg/m	203.20 mm	6

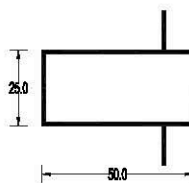


3345	Tubular de 1' x 1'	
PESO	PERÍMETRO	U.E.
0.285 Kg/m	101.60 mm	16

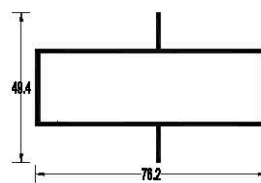
TUBULARES CON DOS ALETAS



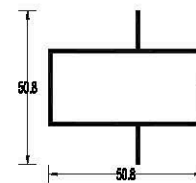
2086	Tubular Sistema 3 x 1 1/2 2 Aletas	
PESO	PERÍMETRO	U.E.
0.975 Kg/m	307.00 mm	8



2668	Tubular Sistema 2 X 1' 2 Aletas Desplazadas	
PESO	PERÍMETRO	U.E.
0.557 Kg/m	202.00 mm	8



2898	Tubular Sistema 3 x 1' 2 Aletas	
PESO	PERÍMETRO	U.E.
0.694 Kg/m	251.20 mm	5



2902	Tubular Sistema 2 x 1' 2 Aletas	
PESO	PERÍMETRO	U.E.
0.517 Kg/m	203.20 mm	6

